
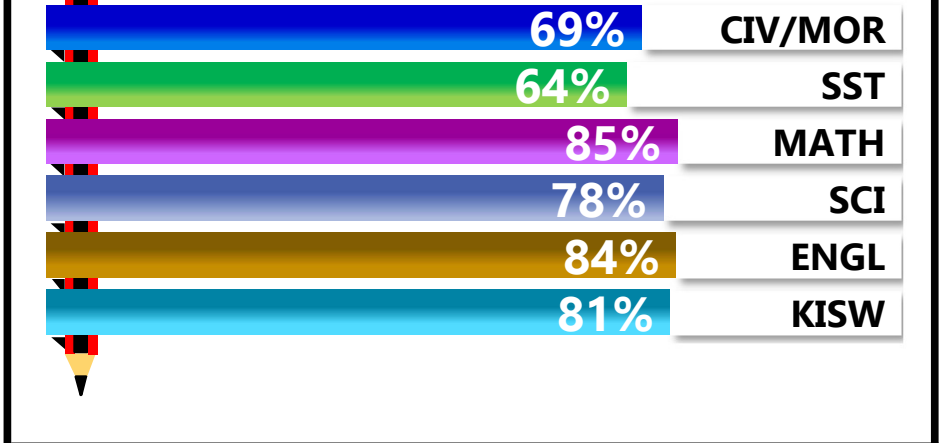
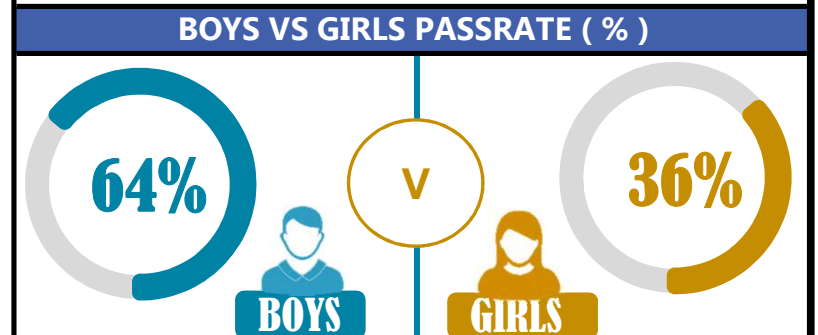
		<h1>LADY OF MERCY</h1>			
REGION: ARUSHA		SCHOOL AVERAGE	229.7	OVERALL GRADE	
DISTRICT: ARUSHA				CATEGORY	
BELOW 40					

SUBJECT PERFORMANCE ANALYSIS

SUBJECT NAME	AVG	%	RNK
MATHEMATICS	42.3	85%	1
ENGLISH	41.9	84%	2
KISWAHILI	40.5	81%	3
SCIENCE	38.9	78%	4
CIVIC & MORAL	34.4	69%	5
SOCIAL STUDIES	31.8	64%	6
BOYS/GIRLS PASS RATE	STD	AVG	%
BOYS	15	0.64	64%
GIRLS	10	0.36	36%



GRADE ANALYSIS SUMMARY					
SUBJECT NAME/GRADE	A	B	C	D	E
MATHEMATICS	17	6	1	0	0
KISWAHILI	13	11	0	0	0
ENGLISH	18	6	0	0	0
SCIENCE	13	7	4	0	0
SOCIAL STUDIES	1	14	7	2	0
CIVIC AND MORAL	8	10	2	3	0
OVERALL GRADE ANALYSIS	NO.	SEATED	%		
A	11	24	46%		
B	10		42%		
C	3		13%		
D	0	0	0%		
E	0		0%		



OVERALL PERFORMANCE ANALYSIS		
REGISTERED	25	100%
SEATED	24	96%
ABSENTEES	1	4%
PASSED	24	96%
FAILED	0	0%

INDEX	NAME	SEX	MATHEMATICS		KISWAHILI		ENGLISH		SCIENCE		SOCIAL STUDIES		CIVIC & MORAL		TOTAL	AVERAGE	OVERALL GRADE	SCH POSITION	OVERALL POSITION
1	WILFREDY EMMANUEL TEMBA	M	49	A	47	A	49	A	42	A	39	B	41	A	267	45	A	1.5	1100
2	LAURA HAMISI MATASO	F	49	A	42	A	47	A	45	A	40	B	44	A	267	45	A	1.5	1100
3	INNOCENT MANENO KUZILWA	M	50	A	45	A	41	A	47	A	37	B	42	A	262	44	A	3.5	1398.5
4	JESCA ADRIAN MASSAWE	F	46	A	46	A	47	A	44	A	36	B	43	A	262	44	A	3.5	1398.5
5	ONELL HENRY MTEI	M	45	A	45	A	46	A	48	A	36	B	40	B	260	43	A	5	1519
6	GERVAIS GODFREY ALEX	M	48	A	43	A	45	A	42	A	39	B	41	A	258	43	A	6.5	1645
7	SHADIA AMINI MFANGAVO	F	47	A	34	B	45	A	47	A	41	A	44	A	258	43	A	6.5	1645
8	BRIAN NELSON MOLLEL	M	41	A	42	A	45	A	48	A	37	B	42	A	255	43	A	8	1826
9	EBENEZER ERINEST KWEKA	M	44	A	47	A	44	A	42	A	32	B	44	A	253	42	A	9.5	1928
10	CANDY JARED MACHA	F	48	A	44	A	46	A	43	A	35	B	37	B	253	42	A	9.5	1928
11	YASIR YAZIDU MASUKILA	M	50	A	43	A	44	A	44	A	37	B	31	B	249	42	A	11	2144
12	ELISHA ROMANUS MWACHA	M	48	A	35	B	47	A	38	B	30	C	41	A	239	40	B	13	2626
13	HENRY JAMES MUGIZI	M	45	A	34	B	48	A	43	A	36	B	33	B	239	40	B	13	2626
14	LOKINA MUSSA MVUNGI	M	47	A	40	B	46	A	37	B	33	B	36	B	239	40	B	13	2626
15	ASHRAPH SALIM MFUCHU	M	38	B	41	A	41	A	42	A	30	C	38	B	230	38	B	15	2986
16	ELISHA LAURENCE LUHENGIMA	M	42	A	42	A	40	B	36	B	31	B	32	B	223	37	B	16	3254
17	ZAHARA YUSUPH KASTIAN	F	44	A	34	B	41	A	34	B	32	B	31	B	216	36	B	17	3518
18	HYASINTA PROSPER MAKONYA	F	41	A	42	A	41	A	38	B	24	C	26	C	212	35	B	18	3657
19	MUSTAPHER SAID ATHUMANI	M	36	B	40	B	36	B	33	B	26	C	32	B	203	34	B	19	3926
20	EBENEZA SAMWEL WILLIAM	M	34	B	37	B	41	A	37	B	26	C	24	C	199	33	B	20	4039
21	PRISCILLA SAMWEL MSUYA	F	32	B	40	B	33	B	29	C	28	C	32	B	194	32	B	21	4184
22	CLARA SAMWEL MKOMA	F	35	B	37	B	31	B	28	C	21	C	18	D	170	28	C	22	4591.5
23	ROSE YOHANESS OSUJACK	F	31	B	36	B	31	B	22	C	18	D	16	D	154	26	C	23	4758.5

INDEX	NAME	SEX	MATHEMATICS		KISWAHILI		ENGLISH		SCIENCE		SOCIAL STUDIES		CIVIC & MORAL		TOTAL	AVERAGE	OVERALL GRADE	SCH POSITION	OVERALL POSITION
24	MUSTAPHER ATHUMANI SAID	M	25	C	35	B	31	B	24	C	18	D	18	D	151	25	C	24	4793.5
25	SHARON DEOGRATIUS NDELOLIA	F																	